
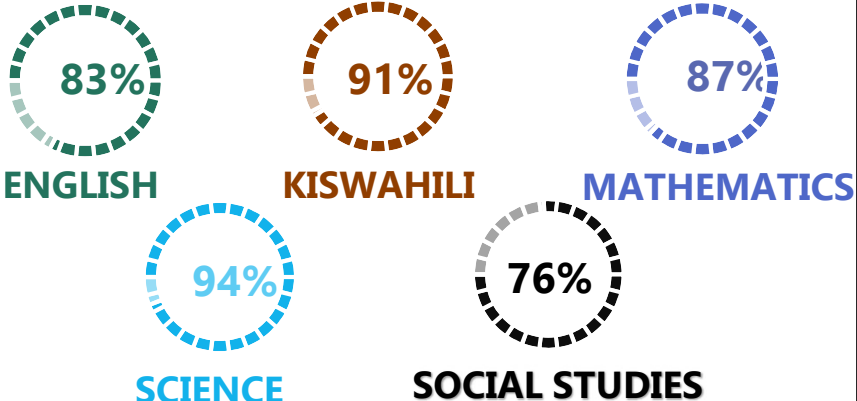

	<h1>MTUKI HIGHLAND</h1>																																																															
<b>REGION: DAR ES SALAAM</b>	<b>SCHOOL AVERAGE: 215.5</b>	<b>BAND 2</b>																																																														
<b>DISTRICT: ILALA</b>		<b>CATEGORY BELOW 40</b>																																																														
<b>SUBJECT PERFORMANCE ANALYSIS</b>																																																																
<table border="1" style="width:100%; border-collapse: collapse;"> <thead> <tr> <th>SUBJECT NAME</th> <th>AVG</th> <th>%</th> <th>RNK</th> </tr> </thead> <tbody> <tr><td>SCIENCE</td><td>47.0</td><td>94%</td><td>1</td></tr> <tr><td>KISWAHILI</td><td>45.6</td><td>91%</td><td>2</td></tr> <tr><td>MATHEMATICS</td><td>43.6</td><td>87%</td><td>3</td></tr> <tr><td>ENGLISH</td><td>41.3</td><td>83%</td><td>4</td></tr> <tr><td>SOCIAL STUDIES</td><td>38.0</td><td>76%</td><td>5</td></tr> </tbody> </table> <table border="1" style="width:100%; border-collapse: collapse;"> <thead> <tr> <th>BOYS/GIRLS PASS RATE</th> <th>STD</th> <th>AVG</th> <th>%</th> </tr> </thead> <tbody> <tr><td>BOYS</td><td>6</td><td>0.60</td><td>60%</td></tr> <tr><td>GIRLS</td><td>4</td><td>0.40</td><td>40%</td></tr> </tbody> </table>	SUBJECT NAME	AVG	%	RNK	SCIENCE	47.0	94%	1	KISWAHILI	45.6	91%	2	MATHEMATICS	43.6	87%	3	ENGLISH	41.3	83%	4	SOCIAL STUDIES	38.0	76%	5	BOYS/GIRLS PASS RATE	STD	AVG	%	BOYS	6	0.60	60%	GIRLS	4	0.40	40%																												
SUBJECT NAME	AVG	%	RNK																																																													
SCIENCE	47.0	94%	1																																																													
KISWAHILI	45.6	91%	2																																																													
MATHEMATICS	43.6	87%	3																																																													
ENGLISH	41.3	83%	4																																																													
SOCIAL STUDIES	38.0	76%	5																																																													
BOYS/GIRLS PASS RATE	STD	AVG	%																																																													
BOYS	6	0.60	60%																																																													
GIRLS	4	0.40	40%																																																													
<table border="1" style="width:100%; border-collapse: collapse;"> <thead> <tr> <th colspan="6">GRADE ANALYSIS SUMMARY</th> </tr> <tr> <th>SUBJECT NAME/GRADE</th> <th>A</th> <th>B</th> <th>C</th> <th>D</th> <th>E</th> </tr> </thead> <tbody> <tr><td>MATHEMATICS</td><td>9</td><td>1</td><td>0</td><td>0</td><td>0</td></tr> <tr><td>KISWAHILI</td><td>10</td><td>0</td><td>0</td><td>0</td><td>0</td></tr> <tr><td>ENGLISH</td><td>6</td><td>4</td><td>0</td><td>0</td><td>0</td></tr> <tr><td>SCIENCE</td><td>10</td><td>0</td><td>0</td><td>0</td><td>0</td></tr> <tr><td>SOCIAL STUDIES</td><td>1</td><td>9</td><td>0</td><td>0</td><td>0</td></tr> </tbody> </table> <table border="1" style="width:100%; border-collapse: collapse;"> <thead> <tr> <th>OVERALL GRADE ANALYSIS</th> <th>NO.</th> <th>SEATED</th> <th>%</th> </tr> </thead> <tbody> <tr><td>41- 45</td><td>9</td><td rowspan="3">10</td><td>90%</td></tr> <tr><td>30.5 - 40</td><td>1</td><td>10%</td></tr> <tr><td>20.5 - 30</td><td>0</td><td>0%</td></tr> <tr><td>10.5 - 20</td><td>0</td><td rowspan="2">0</td><td>0%</td></tr> <tr><td>0- 10</td><td>0</td><td>0%</td></tr> </tbody> </table>	GRADE ANALYSIS SUMMARY						SUBJECT NAME/GRADE	A	B	C	D	E	MATHEMATICS	9	1	0	0	0	KISWAHILI	10	0	0	0	0	ENGLISH	6	4	0	0	0	SCIENCE	10	0	0	0	0	SOCIAL STUDIES	1	9	0	0	0	OVERALL GRADE ANALYSIS	NO.	SEATED	%	41- 45	9	10	90%	30.5 - 40	1	10%	20.5 - 30	0	0%	10.5 - 20	0	0	0%	0- 10	0	0%	<p><b>BOYS VS GIRLS PASSRATE (%)</b></p> 
GRADE ANALYSIS SUMMARY																																																																
SUBJECT NAME/GRADE	A	B	C	D	E																																																											
MATHEMATICS	9	1	0	0	0																																																											
KISWAHILI	10	0	0	0	0																																																											
ENGLISH	6	4	0	0	0																																																											
SCIENCE	10	0	0	0	0																																																											
SOCIAL STUDIES	1	9	0	0	0																																																											
OVERALL GRADE ANALYSIS	NO.	SEATED	%																																																													
41- 45	9	10	90%																																																													
30.5 - 40	1		10%																																																													
20.5 - 30	0		0%																																																													
10.5 - 20	0	0	0%																																																													
0- 10	0		0%																																																													
<b>OVERALL PERFORMANCE ANALYSIS</b>																																																																
	REGISTERED	10	100%																																																													
	SEATED	10	100%																																																													
	ABSENTEES	0	0%																																																													
	PASSED	10	100%																																																													
	FAILED	0	0%																																																													
SCHOOL POSITION	8																																																															
TOTAL SCHOOLS	87																																																															

INDEX	NAME	SEX	MATHEMATICS		KISWAHILI		ENGLISH		SCIENCE		SOCIAL STUDIES		TOTAL	AVERAGE	OVR GRADE	SCH POSITION	OVERALL POSITION
1	JOSEPH J. NTALE	M	46	A	47	A	45	A	49	A	40	B	227	45	A	1	463.5
2	CAROLINE E. NDANGA	F	48	A	47	A	43	A	48	A	37	B	223	45	A	2	745.5
3	JOEL J. MOSHI	M	43	A	44	A	43	A	48	A	43	A	221	44	A	3	883.5
4	ERICKA E. ELIAS	F	43	A	48	A	42	A	47	A	39	B	219	44	A	4	1020
5	HAPPINESS H. MADINDA	F	46	A	47	A	39	B	47	A	39	B	218	44	A	5	1088.5
6	HUDSON M. MASGATI	M	43	A	44	A	42	A	46	A	40	B	215	43	A	6	1289
7	FRANK D. KIULA	M	45	A	44	A	40	B	48	A	37	B	214	43	A	7	1357.5
8	ANGEL V. MSANGI	F	45	A	45	A	41	A	47	A	33	B	211	42	A	8	1562
9	FARIJI F. CHILEMEJI	M	34	B	48	A	40	B	46	A	38	B	206	41	A	9	1909.5
10	EMMANUEL J. NDUNGURU	M	43	A	42	A	38	B	44	A	34	B	201	40	B	10	2242